

2023 US Nationals

2190 Western Horsemanship 19 -49 AATR

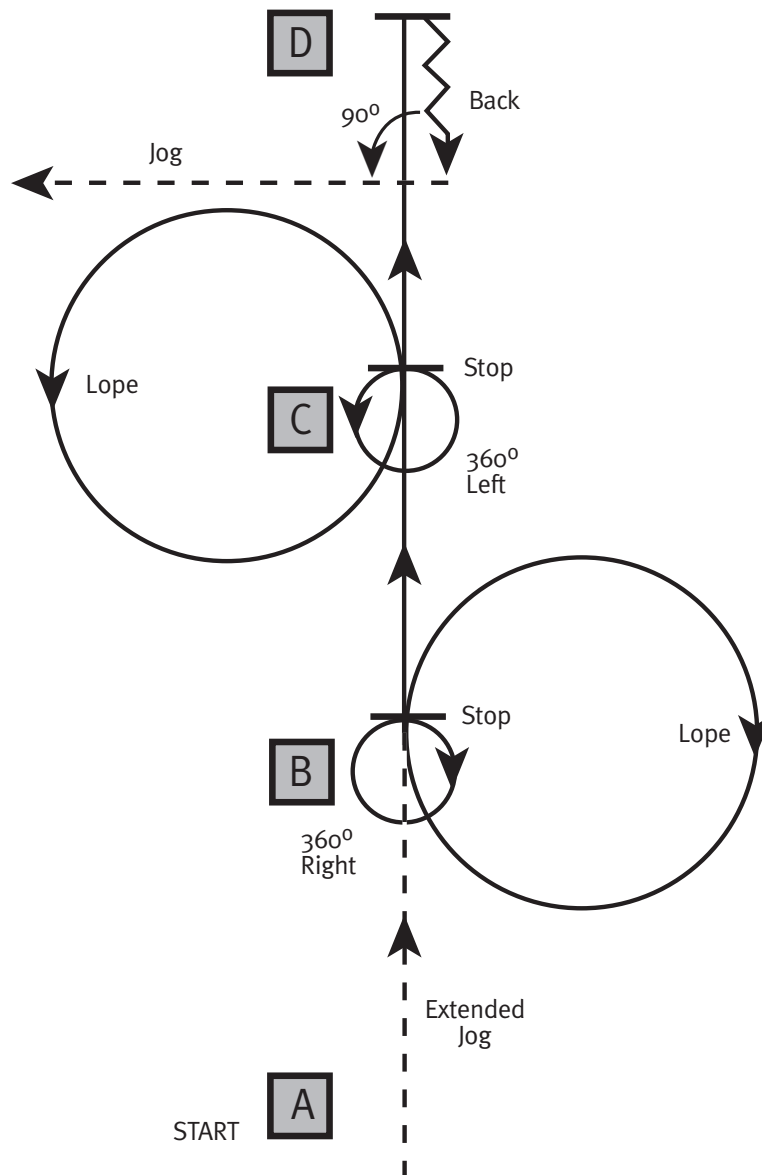
SF/F Section

A H A

Western Horsemanship

LEVEL 3 • PATTERN HH

The drawn description of this pattern is only intended for the general depiction of the pattern. Exhibitors should utilize the arena to best exhibit their horses.



Be ready at marker A. Extended jog from marker A to marker B. Stop.

Execute a 360-degree turn on the haunches right.

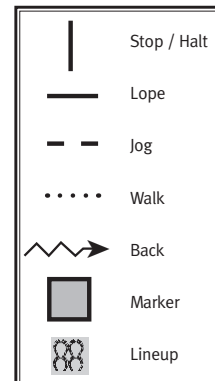
Lope a circle on the right lead at marker B and continue to marker C. Stop.

Execute a 360-degree turn on the haunches left.

Lope a circle on the left lead at marker C and continue to marker D. Stop.

Back ten steps. Pivot 90-degrees on the haunches left.

Return to lineup at the jog or exit at the jog.



This pattern is appropriate to use for all age groups

If used at a Regional or National Show, pattern may not be run from the lineup.

2023 US Nationals

2191 Western Horsemanship 50 & Over AATR SF/F Section



Western Horsemanship

LEVEL 3 • PATTERN SS

The drawn description of this pattern is only intended for the general depiction of the pattern. Exhibitors should utilize the arena to best exhibit their horses.

Be ready at marker A.

Extended jog to center. Stop.

360-degree turn to the right on the haunches.

360-degree turn to the left on the haunches.








Lope a large circle on the left lead at the extended lope.

Simple change of leads (walk or jog).
Lope a small circle on the right lead.

After completing circle, jog, stop and back.

90-degree turn on the haunches to the right.

Return to the lineup at the jog or exit arena at the jog.

	Stop / Halt
	Lope
	Jog
	Walk
	Back
	Marker
	Lineup

This pattern is appropriate to use for all age groups

If used at a Regional or National Show, pattern may not be run from the lineup.

