



DRESSAGE AT ARABIAN COMPETITIONS FIELD GUIDE

USEF AR173/EC B 2301

PARAMETERS FOR THE COMPETITION

Dressage classes may be held within the umbrella of the overall competition or as Open Dressage which is not breed limited. Open Dressage has additional restrictions, see DR119.2. Cross entry on the same day is not allowed at USEF/USDF competitions; it is not a restriction with EC.

STEWARD OR TECHNICAL DELEGATE?

- Stewards can officiate all Intro-Fourth Level classes, a DTD is required for anything above Fourth Level: Prix St. George & above. If Open Dressage classes are held (open to any breed) a DTD has to officiate.
- EC stewards at all competitions must be EC licensed in Dressage E 16.2 #1
- We recommend that you become a member of USDF. Membership will enable you to access the DTD educational material on the USDF website.
- Consider asking to be a member of the Facebook page for Dressage Technical Delegates.

PERSONNEL REQUIRED

Dressage Coordinator, Scribes, Ring Steward/ Equipment Checkers, Scorers, Runners

JUDGES

Introduce yourself, give them your cell number in the event issues arise and they need to consult. Check in on the competition throughout the day.

NUMBER OF RIDES PER HORSE

USEF AR173.1d/EC B 2310 # 11

- Arabian Dressage horses are not limited to a maximum of three rides per day at Fourth Level or below. (Exception: open Dressage classes or divisions.)

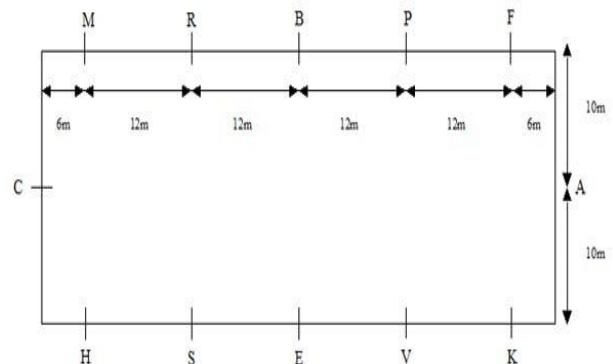
- Above Fourth Level, 2 rides per day. Equitation is not included in the maximum count.
- A horse is limited to two consecutive level classes, i.e. Training/First Level.
- Walk/Trot Dressage classes, when ridden by an exhibitor competing only in Walk/Trot classes, will not be considered one of the two levels to which the horse is restricted at that competition.

WARMUP

- A Dressage-only warmup area must be designated. Lunging is not allowed in a warmup area with riders. All dressage rules apply to the designated warm-up. Is a clock visible for riders? Horses must have numbers on at all times.
- EC Warm up by Other riders - Arabian Dressage horses may be warmed up by someone other than the exhibitor B2302 # 16

ARENA SET UP

Standard arena is 60m x 20m (196.85 feet x 65.62 feet) Small arena is 40m x 20m (131.23 x 65.62 feet)



Arena panels are about 12" high, letters about 20" from the fence and marked with red on the inside panel, judges stand at least 10' – no more than 16' from the arena at C, raised about 18" or so. If a

judging panel is used, the second judge's stand is at either B or E on the side.

RING STEWARDS/EQUIPMENT CHECKER

- May be combined or separate individuals. Are they experienced? Do they have a current ride schedule?
- **Updated DR126.2 rules: a ring steward, at the direction of the technical delegate or C2 Steward (if eligible for the classes held), will do a hands-on inspection of saddlery and equipment including bits of at least one-third of the horses in a class immediately as the horse leaves the arena. New disposable protective gloves must be utilized with one on each hand for each horse.**
- Give the equipment checker your number or radio channel. If illegal equipment or blood is found on the check, have them call you.
- Report the violation immediately to management/not the judge. See DR 124.2m – illegal equipment or blood found on the horse outside of the dressage ring is taken to management.

Training – Second Level Refer to DR121/Dressage Attire & Equipment Booklet/Annex A for legal bits

- Plain snaffle bridle
- Regular cavesson, dropped noseband, flash noseband, crossed noseband, or crossed noseband. May never be so tightly fixed as to cause severe irritation to the skin.
- Must be adjusted to allow at least two fingers under the noseband on the side of the face under the cheekbone.
- English type saddle with stirrups.


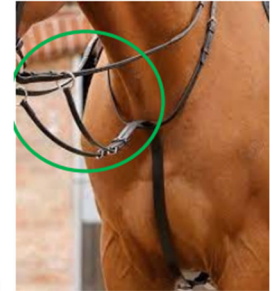
Third – Fourth Level and FEI Classes

- Plain snaffle bridle (same as Training-2nd) or a simple double bridle (bridoon and curb) and curb chain, with cavesson noseband only.
- Curb chain can be made of metal, leather or rubber.
- English type saddle with stirrups.

EQUIPMENT

One whip (max. length 120 cm. or 47.2”), adjustable-length whips are illegal, whips prohibited in AHA Regional/Nationals classes. AR173.1b/EC B 2301 #7

The use of a running martingale (as pictured to the right) is the only allowed martingale allowed in the warm-up area. USEF & EC E 4.9 D1



The type of martingale (or any variation of this) on the left is not allowed according to DR Rules.

ILLEGAL EQUIPMENT

- Martingales other than running, bit guards, bit burrs, tongue ties, any kind of gadget, (bearing, side, running or balancing reins etc.).
- Illegal spurs or spurs worn upside down are forbidden from use in designated Dressage warm-up and competition areas. Penalty is elimination by the judge if found during a class. If found outside the ring, it may mean elimination by management from the last class in which the horse competed or the next scheduled Dressage class.

AR173.1/DR121.4/EC E 4.9 # D1

FALSE TAILS/ROACHED MANES

- False tails are not permitted in USEF or EC Arabian and Half-Arabian/ Anglo-Arabian Dressage. AR173.1h EC B2301 # 17
- Roached manes are not permitted. AR106.8

SPURS

- A frequently occurring issue is that the rider has forgotten to reverse their spurs and they are pointing up. This is illegal. **must be pointing downward or straight.**



- **EC Spurs E4.1.8** Spurs must be worn in matching pairs

TIES IN DRESSAGE

In Arabian Dressage, all ties must be broken using the method in AR174. This bears monitoring as in Open Dressage competition, ties sometimes remain tied.

CALLERS/READERS

Are allowed in any Regional Championships class except in FEI tests and Freestyles. Not allowed at **National** Championships.

CHECKING BITS

See the USEF Dressage Equipment and Attire Booklet for further directives.

RESOURCES TO HAVE

RESOURCES FOR CHECKING EQUIPMENT

- Dressage Attire & Equipment Booklet <https://www.usef.org/forms-pubs/sAH3nOVD85c/dressage-attire-equipment-booklet>
- USEF Dressage Annex A <https://www.usef.org/forms-pubs/96D17lSsaCo/annex---bits-saddlery-equipment>
- Visual Guide to Dressage Attire <https://www.usdf.org/education/Visual%20Guide%20to%20the%20Dressage%20Attire%20Rules.pdf?t=1/9/2024%2011:09:11%20AM>
- Dressage Technical Delegate Checklist <https://www.usdf.org/docs/ShowFlash/web/TechnicalDelegate/TDChecklist.pdf?t=9/29/2023%205:58:09%20PM>
- <https://www.usdf.org/education/td-resources.asp>